

Nassau County School District

# Callahan Middle School



2017-18 Schoolwide Improvement Plan

## Callahan Middle School

450121 OLD DIXIE HWY, Callahan, FL 32011

[ no web address on file ]

### School Demographics

School Type and Grades Served (per MSID File)	2016-17 Title I School	2016-17 Economically Disadvantaged (FRL) Rate (as reported on Survey 3)
Middle School 6-8	No	57%
Primary Service Type (per MSID File)	Charter School	2018-19 Minority Rate (Reported as Non-white on Survey 2)
K-12 General Education	No	10%

### School Grades History

Year	2016-17	2015-16	2014-15	2013-14
Grade	B	B	B*	B

*\*Informational Baseline School Grade*

**Note:** The school grades calculation was revised substantially for the 2014-15 school year to implement statutory changes made by the 2014 Legislature and incorporate the new Florida Standards Assessments. The 2014-15 school grades serve as informational baseline data that schools can use to improve in future years.

### School Board Approval

This plan was approved by the Nassau County School Board on 11/9/2017.

### SIP Authority and Template

Section 1001.42(18), Florida Statutes, requires district school boards to annually approve and require implementation of a school improvement plan (SIP) for each school in the district that has a school grade of D or F.

The Florida Department of Education (FDOE) SIP template meets all statutory and rule requirements for traditional public schools and incorporates all components required for schools receiving Title I funds. This template is required by State Board of Education Rule 6A-1.099811, Florida Administrative Code, for all non-charter schools with a current grade of D or F (see page 4). For schools receiving a grade of A, B, or C, the district may opt to require a SIP using a template of its choosing.

This document was prepared by school and district leadership using the FDOE's school improvement planning web application located at <https://www.floridacims.org>.

---

## Table of Contents

---

<b>Purpose and Outline of the SIP</b>	<b>4</b>
<b>Differentiated Accountability</b>	<b>5</b>
<b>Current School Status</b>	<b>6</b>
Supportive Environment	6
Family and Community Engagement	9
Effective Leadership	10
Public and Collaborative Teaching	15
Ambitious Instruction and Learning	17
<b>8-Step Planning and Problem Solving Implementation</b>	<b>21</b>
Goals Summary	21
Goals Detail	21
Action Plan for Improvement	28
<b>Appendix 1: Implementation Timeline</b>	<b>52</b>
<b>Appendix 2: Professional Development and Technical Assistance Outlines</b>	<b>55</b>
Professional Development Opportunities	55
Technical Assistance Items	62
<b>Appendix 3: Budget to Support Goals</b>	<b>62</b>

## Purpose and Outline of the SIP

The SIP is intended to be the primary artifact used by every school with stakeholders to review data, set goals, create an action plan and monitor progress. A corollary at the district level is the District Improvement and Assistance Plan (DIAP), designed to help district leadership make the necessary connections between school and district goals in order to align resources. The Florida Department of Education encourages schools to use the SIP as a “living document” by continually updating, refining and using the plan to guide their work throughout the year. This printed version represents the SIP as of the “Date Modified” listed in the footer.

### Part I: Current School Status

Part I organizes the current status of the school around five domains inspired by the 5Essentials framework: Supportive Environment, Family and Community Involvement, Effective Leadership, Public and Collaborative Teaching, and Ambitious Instruction and Learning. Questions regarding the school’s Multi-Tiered System of Supports have been embedded throughout this part to demonstrate how data is used by stakeholders to understand the needs of all students and allocate appropriate resources in proportion to those needs.

### Part II: Needs Assessment

Part II requires the school to review performance and early warning systems data in order to develop strategic goals and associated data targets (i.e., “SMART goals”) for the coming school year in context of the school’s greatest strengths and needs. An online tool was developed, which includes data visualizations and processing questions to support problem identification, problem analysis and strategic goal formulation.

### Part III: 8-Step Planning and Problem Solving for Implementation

Part III enables the school to develop implementation plans for its highest-priority goals. With the overview of the current state of the school in mind and the strategic goals identified through the needs assessment, the planning team engages in a facilitated planning and problem-solving process, through which they

- Define strategic goals and establish targets to be reached by successfully achieving the goals (Step 1)
- Identify barriers that could hinder achieving those goals and resources that could be used to eliminate or reduce barriers (Step 2)
- Select high-priority barriers they want to address initially (Step 3)
- Design implementation and monitoring plans for strategies to resolve selected barriers (Steps 4-7)
- Determine how they will monitor progress toward each goal (Step 8)

### Appendices

The following appendices, automatically-generated from content entered in Part III, are included in this document:

- Appendix 1 is a timeline of all action steps and monitoring activities
- Appendix 2 is an outline of all professional development opportunities and technical assistance items
- Appendix 3 is a report of the budget needed to implement the strategies

## Differentiated Accountability

Florida's Differentiated Accountability (DA) system, established in [section 1008.33, Florida Statutes](#), is a statewide network of strategic support, differentiated by need according to performance data, provided to districts and schools in order to improve leadership capacity, teacher efficacy, and student outcomes. Through a data-driven planning and problem-solving process, DA field teams collaborate with district leadership to design, implement, and refine strategic goals and action plans that are documented in the SIP.

### DA Regions

Florida's DA network is divided into four geographical regions, each served by a field team led by a regional executive director (RED).

### DA Categories

At the start of each academic year, traditional schools are classified for DA support in two categories based on the most recent school grades data available. Descriptions of each DA category along with the state support and interventions provided are set forth by [Rule 6A-1.099811, Florida Administrative Code](#):

- **Not in DA** - A school with a current school grade of A, B, or C; charter schools; and ungraded schools.
- **Targeted Support and Improvement** - A school with a current school grade of an initial D.
- **Comprehensive Support and Improvement** - A school with a current school grade of F or two consecutive grades of D, or a high school with a graduation rate of 67 percent or less in the most recent data release.

### DA Turnaround Status

Additionally, Comprehensive Support and Improvement schools have a turnaround status of "Implementing," based on a school's grades history, including the current school grade:

- Implementing - A school with a status of "Implementing" requires the district to submit a turnaround plan to the State Board of Education for approval and implementation. A school remains in "Implementing" status until its school grade improves to a C or higher.

### 2017-18 DA Category and Statuses for Callahan Middle School

DA Region and RED	DA Category and Turnaround Status
Northeast - <a href="#">Cassandra Brusca</a>	- N/A

## I. Part I: Current School Status

### A. Supportive Environment

#### 1. School Mission and Vision

##### a. Provide the school's mission statement.

Nassau County's mission is to develop each student as an inspired life-long learner and problem-solver with the strength of character to serve as a productive member of society.

At Callahan Middle School our mission is to educate the students in a nurturing, stimulating environment while maintaining academic and behavioral expectations that exceed state standards. We will instill positive attitudes, strong character traits, the virtues of acceptance and tolerance, and respect for the diversity of others, making our students productive global citizens and life-long learners. Furthermore, we will ensure our students' successes through consistent and effective communication with their parents, partnerships with the business community and compassionate rapport with the students.

##### b. Provide the school's vision statement.

A caring faculty and staff at Callahan Middle School is committed to the facilitation of authentic student achievement through academic, social-emotional, and physical/ developmental growth.

#### 2. School Environment

##### a. Describe the process by which the school learns about students' cultures and builds relationships between teachers and students.

Our school will infuse the content required by Florida Statute 1003.42(2) as applicable to appropriate grade levels, including but not limited to:

- The history and content of the Declaration of Independence
- The history, meaning, significance, and effect of the provisions of the Constitution of the United States.
- Flag education
- The elements of civil government
- The history of the United States
- The history of the Holocaust
- The history of African Americans
- The history of the state
- The conservation of natural resources
- Comprehensive health education
- The study of Hispanic contributions to the United States
- The study of women's contributions to the United States
- Character development programs
- Sacrifices of veterans

We will ensure that relationship-building is a clear priority and that students will develop the knowledge and skills to become contributing citizens in a multicultural society and global community.

##### b. Describe how the school creates an environment where students feel safe and respected before, during and after school.

Adults across the campus will clarify their expectations for positive interpersonal interaction and create the structures and processes for reporting violations of bullying/harassment/dating violence/ civil rights policies.

---Involve all staff in the process of modeling and teaching interpersonal expectations in academic and non-academic settings and giving them instruction for reporting violations to appropriate supervisors.

---Develop methods of effectively addressing disrespectful comments as well as methods for respectfully correcting misbehavior at the classroom and administrative levels.

---Create methods/formats where the characteristics of safety and respect can be assessed, monitored, and where strategies for improvement can be created, discussed, and supported. CMS achieves this by implementing the Positive Behavior Interventions Systems. By utilizing CHAMPs throughout the campus for common areas and in classrooms clear expectations, rituals, and routines for are clearly established.

**c. Describe the schoolwide behavioral system in place that aids in minimizing distractions to keep students engaged during instructional time. This may include, but is not limited to, established protocols for disciplinary incidents, clear behavioral expectations, and training for school personnel to ensure the system is fairly and consistently enforced.**

Ensure teachers are trained in school-wide implementation of PBIS and classroom management strategies for CHAMPs

Develop and display a school-wide guidelines for success. Review the expectations with students.

P- Prepared

R-Respect and Responsibility

I- Integrity

D- Determination

E- Effort

The PBIS team, Subject Area Lead Teams, and Grade Level Teams review classroom data to ensure students are engaged while in class.

Ensure differentiation of instruction is taking place to meet the needs of all students. Teachers will convey and review expectations for each learning activity by unpacking standards, clarifying learning goals, and developing performance scales.

Data chat meetings will occur weekly to review student progress, include student feedback, and set learning goals. Students will also utilize student planners to help with organizational skills for AVID implementation.

School-wide recognition systems are in place by using PRIDE tickets as a reward system.

Offer school counseling services with dedicated time for core classroom guidance that contribute to student engagement leading to improved academic achievement resulting in college-career readiness.

**d. Describe how the school ensures the social-emotional needs of all students are being met, which may include providing counseling, mentoring and other pupil services.**

School based teams meet to discuss students with barriers to academic and social success.

Mentors are assigned to students identified with concerns. Communities In Schools serves as a resource for reading tutoring, homework support, and mentors.

Instructional safety nets and various campus activities are offered to address social/emotional needs of students.

Connect students to agencies with resources on campus and off campus through supporting agencies.

School counseling program with dedicated time to: 1. Assess the needs of the students and the barriers blocking their success (Data-Driven Decision Making), 2. Identify interventions that the research suggests works to remove the barrier to success (Evidence-Based Intervention), and 3. Evaluate your intervention (Evaluation)



Engage with identified staff (i.e. school counselor, school-based team leader) to provide a differentiated delivery of services based on student/school need. Support is provided through two guidance counselors and an on-site counseling service provided by a district social worker. Communities in Schools program provides academic, as well as social and emotional support to students.

Character education is part of the daily morning news show and also part of the school issued student planners. Physical Education classes also address components of character education through lessons, guest speakers, and supplemental programs.

### 3. Early Warning Systems

The school's response to this section may address the requirements of ESSA, P.L. No. 114-95, Â§ 1114(b)(7)(A)(i) and (b)(7)(A)(iii)(III).

#### a. Describe the school's early warning system and provide a list of the early warning indicators used in the system.

Student attendance is monitored closely by the school administration and guidance counselors. Conferences with students and parents are conducted on a regular basis to address attendance concerns. In cases of excessive absences the Attendance Intervention Team intervenes to address the concerns at the district level. In the most severe cases of absenteeism the State's Attorney's Office becomes involved. Discipline is handled in compliance with the Nassau County Administrative Rules and Code of Conduct. Conferencing, parent contact, in school suspension, out of school suspension and alternative placement are all actions considered on a case by case basis according to the parameters of the Nassau County Administrative Rules. Students with failing grades are monitored on a bi weekly basis through the guidance department, planners, weekly data chat meetings, progress reports, parent conferences and FOCUS. Students who are level 1 on testing are targeted for intensive classes to assist them in attaining grade level scores. Tutoring is also available for these students through the Communities in Schools support program before school and during the school day, if needed.

#### b. Provide the following data related to the school's early warning system

##### 1. The number of students by grade level that exhibit each early warning indicator:

Indicator	Grade Level														Total
	K	1	2	3	4	5	6	7	8	9	10	11	12		
Attendance below 90 percent	0	0	0	0	0	0	48	59	65	0	0	0	0	172	
One or more suspensions	0	0	0	0	0	0	7	3	4	0	0	0	0	14	
Course failure in ELA or Math	0	0	0	0	0	0	0	2	1	0	0	0	0	3	
Level 1 on statewide assessment	0	0	0	0	0	0	68	117	112	0	0	0	0	297	

##### The number of students identified by the system as exhibiting two or more early warning indicators:

Indicator	Grade Level														Total
	K	1	2	3	4	5	6	7	8	9	10	11	12		
Students exhibiting two or more indicators	0	0	0	0	0	0	18	28	9	0	0	0	0	55	

#### c. Describe all intervention strategies employed by the school to improve the academic performance of students identified by the early warning system.

1. Provide a reading course to students scoring in the first quartile on the FSA ELA Assessment.
2. Implement the STAR Reading and STAR Math Assessments to monitor student progress.



3. Students who accumulate five absences in a month or 10 absences during a 90 day period will be referred to the PBIS team who will develop, implement, and monitor interventions designed to improve the student's school attendance. Students previously identified as an attendance concern are monitored by assigned staff.
4. Academic support in reading is available through the Communities in School Program before school and throughout the school day with tutoring through electives, as needed.
5. Teachers and administrators use a variety of informal disciplinary and/or guidance steps, prior to, during, and after formal disciplinary actions. These methods may include: monitoring student behavior through short-term progress reports and other strategies, conferences and contracts between administrators, parents/guardians, teachers, and students, referrals to MTSS or MDRT team, Student Services (i.e. group or individual counseling with a guidance counselor, psychological evaluation, and direction to appropriate agencies for specific problems).
6. The master schedule is designed for teachers to have a common planning class period daily. This allows teachers the opportunity to commonly plan lessons and share resources.
7. Data from progress monitoring tools for all students is analyzed and monitored. Instruction is differentiated in reading and math to meet students' needs.

## B. Family and Community Engagement

The school's response to this section may address the requirements of ESSA, P.L. No. 114-95, Â§ 1114(b)(2) and (b)(7)(A)(iii)(I).

### 1. Describe how the school works at building positive relationships with families to increase involvement, including efforts to communicate the school's mission and vision, and keep parents informed of their child's progress.

#### a. Will the school use its Title I Parent and Family Engagement Policy (PFEP) to satisfy this question?

Yes

#### 1. PFEP Link

The school completes a Parental Involvement Plan (PFEP), which is available at the school site.

#### 2. Description

School staff, faculty, and administrators strive to strengthen family involvement and family empowerment in the school. The school will coordinate and integrate parental involvement strategies with School Improvement, Strategic Planning, Title I, Title II, Title IV, Title VI, Community Involvement Programs, Business Partnerships, and other community involvement activities.

The school will provide the coordination, technical assistance, and other support necessary to assist in planning and implementing effective and comprehensive parent involvement programs, based on the National Standards for Parent/Family Involvement Programs, which include:

- A. Communication between home and school is regular, two-way, and meaningful.
- B. Responsible parenting is promoted and supported.
- C. Parents play an integral role in assisting student learning. The School will help parents understand the state's academic standards, student progression requirements, and how to monitor their children's progress.
- D. Parents are welcome in school, treated with courtesy and respect, and their support and assistance is encouraged and welcomed.
- E. Parents are full partners in the decisions that affect children and families.
- F. Community resources are utilized to strengthen school programs, family practices, and student learning.

The school will communicate parental choices and responsibilities to parents. Emphasis will be placed on active parent involvement at each school. The following are examples of family and community involvement communication:

- Open House and Family Nights throughout the school year
- Callahan Middle School App Link / Blackboard Phone Messaging System and Web Page/ PTO FB page
- FOCUS
- Newsletters, Teacher Websites, Flyers communicating classroom and school news/ events to parents,
- Parent phone calls and conferences

**2. Describe the process by which the school builds and sustains partnerships with the local community for the purpose of securing and utilizing resources to support the school and student achievement.**

The school and district build and sustain partnerships with our local community. These groups meet regularly to review data, have discussions about progress, and make decisions about implementation plans and strategies ensuring a common vision among all partners. Our school partnerships support our efforts to increase student achievement by:

- Establishing structured opportunities to engage all stakeholders
- Encouraging open dialogue about challenges and solutions
- Engaging stakeholders in the use of data
- Leveraging community resources and funding sources

Volunteer and Community Involvement programs develop community resources in response to the differing needs of classrooms. By accessing the many diverse resources found in communities, these programs enrich and enhance school curriculum. A wide array of community partners enables these programs to maximize their impact. Volunteers may tutor, mentor, assist in the classroom, help with fundraising, participate in developing school plans, as well as many other opportunities. Recognition awards promote community involvement as well as highlight outstanding volunteer practices and showcase exemplary projects which are then shared district-wide. We also offer AVID Elective Courses and the opportunity for enrollment in the Take Stock in Children program to offer our students a chance to broaden their plans for the future through post secondary education.

CMS also has an active Parent Teacher Organization and active volunteers. Training for approved volunteers is conducted annually.

The Callahan Middle School Advisory Council also meets monthly to review data and advise the principal in school based decision making.

## **C. Effective Leadership**

### **1. School Leadership Team**

#### **a. Membership**

Identify the name, email address and position title for each member of the school leadership team.:

Name	Title
Harrison, Kimberly	Principal
Thompson, Paula	Instructional Coach
Giles, Sandra	School Counselor
Ginder, Michele	Teacher, K-12
Duncan, Ruth	Teacher, K-12
Spivey, Denise	Teacher, K-12
Jadoo, Melissa	Teacher, ESE
VanSickle, Lacy	Instructional Media
Crawford, John	Assistant Principal

## b. Duties

### ***1. Describe the roles and responsibilities of the members, including how they serve as instructional leaders and practice shared decision making.***

The school-based leadership team is responsible for disaggregating and analyzing data to determine areas of deficit. The team is to identify problems within the general population of students and within subgroups of students, analyze why the problems are occurring, formulate an intervention plan and then measure the effectiveness of the interventions through regular progress monitoring. Their plan to address and remediate areas of deficit becomes their MTSS and forms the basis for the school improvement plan.

The MTSS core team consists of: administrators, school counselors, literacy coach, department heads, and lead teachers. The MTSS leadership team is responsible for ensuring that the school has in place a system that provides increasingly intense and individualized interventions, resources and supports needed to meet the unique needs of its students.

### ***2. Describe the process through which school leadership identifies and aligns all available resources (e.g., personnel, instructional, curricular) in order to meet the needs of all students and maximize desired student outcomes. Include the methodology for coordinating and supplementing federal, state and local funds, services and programs. Provide the person(s) responsible, frequency of meetings, how an inventory of resources is maintained and any problem-solving activities used to determine how to apply resources for the highest impact.***

The school's leadership team oversees the implementation and monitoring of its MTSS and SIP structures through data-based decision making which identifies areas of deficit and identifies and provides supports and resources needed to address those deficits.

In order to identify those needs, the team must analyze data to determine deficits and other areas in need of improvement. The team looks at academic, attendance and behavior related data. As the team disaggregates the data, it is identifying which students are meeting grade level expectations and which are not. It is looking for patterns and trends in the data.

Leading questions: Is our core instruction meeting the needs of 75-80 % of our students? If not, is it a curriculum or instruction issue? Are certain groups of students failing to meet expectations in certain subjects? Or, are there certain groups who have other non-academic barriers to achievement that must be addressed before they will be able to meet academic success? Are there trends in achievement within specific subgroups that need to be addressed? Have resources (funding and staffing) been allocated in the most effective and efficient manner to meet the needs of all stakeholders?

Once those areas of need have been identified, the leadership team disseminates this information to the departments, literacy teams and other school based teams. The teams will provide input to the leading questions and assist in determining appropriate research based interventions to remediate specific deficits and identify other available resources to meet individual student needs. The departments/teams oversee the implementation of the interventions and monitor student progress through regularly scheduled meetings. The progress monitoring information will be shared with the leadership team and departments/teams together will monitor the effectiveness of interventions through student progress monitoring data and fidelity checks.

#### The Problem Solving Process

The Problem Solving/Response to Intervention model is a decision making process based on the scientific method of problem solving. Florida has embraced the problem solving methodology and incorporated it into its Response to Intervention model.

The Problem Solving process requires the following steps: Problem Identification, Problem Analysis, Intervention Design/ Implementation, and Evaluation: Response to Intervention.

Data based decisions are expected at all levels of the school: school, grade/departments, classroom, (AYP) subgroups (i.e., race, free/reduced lunch, ELL, ESE). A collaborative approach by school staff for development, implementation, and monitoring of the intervention process is expected.

#### Title I

Services are provided to ensure students requiring additional remediation are assisted through extended learning opportunities.

The district coordinates with Title II and Title III in ensuring staff development needs are provided. Support services are provided to students. Teachers develop, lead, and evaluate school core content standards/ programs; identify and analyze existing literature on scientifically based curriculum/ behavior assessment and intervention approaches. They identify systematic patterns of student need while working with district personnel to identify appropriate, evidence-based intervention strategies; assist with whole school screening programs that provide early intervening services for children to be considered "at risk;" assist in the design and implementation for progress monitoring, data collection, and data analysis; participate in the design and delivery of professional development; and provide support for assessment and implementation monitoring. Other components that are integrated into the school-wide program include Parental Programs; Supplemental Educational Services; and special support services to special needs populations such as homeless, migrant, and neglected and delinquent students.

#### Title II

The District uses supplemental funds for improving basic education as follows:

- training to certify qualified mentors for the New Teacher Program
  - training for add-on endorsement programs, such as Reading, Gifted, ESOL
- training and substitute release time for Professional Learning Community (PLC) development and facilitation

#### Title III

The District provides supplemental academic instruction and services to students who are ELL. The district employs an ELL instructional coach.

Title X- A portion of funds are set aside and reserved to meet the academic and personal needs of identified homeless families. These needs could include academic supplies or assistance with personal hygiene items, or referrals to social service agencies.

#### Supplemental Academic Instruction (SAI)

These funds are utilized to provide supplemental academic coaches.

#### Violence Prevention Programs:

The District has adopted bullying prevention and intervention policies and procedures. Each year training is provided to staff and students.

#### Nutrition Programs

- 1) The school adheres to and implements the nutrition requirements stated in the District Wellness Policy.
- 2) Nutrition education is taught through many programs and courses
- 3) The School Food Service Program, school breakfast, school lunch, and after care snacks follows the Healthy Food and Beverage Guidelines as adopted in the District's Wellness Policy.

#### Head Start

The Nassau Schools that contain primary grades work in concert with Episcopal Childrens Services, Child Find, and other service agencies in order to strengthen curriculum offerings, provide ease of transition to kindergarten, increase community involvement, and increase meaningful parent involvement.

#### Adult Education

Nassau County Adult High school provides courses to all eligible students on the senior high school's recommendation. Courses can be taken for credit recovery, promotion, remediation, or grade forgiveness purposes. Adult Education also offers night classes for GED Prep at four locations on a flexible schedule.

#### Career and Technical Education

Articulation agreements allow students to earn college and postsecondary technical credits in high school and provide more opportunities for students to work towards post-secondary degrees. Students will gain an understanding of business and industry workforce requirements by acquiring Ready to Work and other industry certifications. Readiness for postsecondary opportunities will strengthen with the integration of academic and career and technical education components and a coherent sequence of courses.

## 2. School Advisory Council (SAC)

### a. Membership

Identify the name and stakeholder group for each member of the SAC.:

Name	Stakeholder Group
Cynthia Meyer	Teacher
Cheryl Bunting	Parent
Levi Washington	Business/Community
Angie Schlotterbeck	Parent
Jana Conner	Parent
Naoma Wood	Parent
Jeffery Wade Williams	Business/Community
Colleen Bunting	Student
Ruth Duncan	Teacher
Chase Wood	Student
Rosanna Pettyjohn	Parent
Darlene Brown	Parent
Kimberly Harrison	Principal

## b. Duties

### 1. Provide a description of the SAC's involvement with the following activities, as required by section 1001.452(2), Florida Statutes

The school's response to this question may address the requirements of ESSA, P.L. No. 114-95, Â§ 1114(b)(2).

#### a. Evaluation of last year's school improvement plan

The school improvement plan was presented to CMAC (Callahan Middle Advisory Council) for approval in October 2017. Progress monitoring data was shared with the CMAC Committee throughout the school year. Data results by grade level and content were presented and discussed during the September 2017 CMAC Meeting. Feedback was provided by the stakeholders to analyze the effectiveness of strategies and identify trends in data. Teacher, parent, and student data from the school climate survey was also presented and reviewed during April of 2017.

#### b. Development of this school improvement plan

The CMAC (Callahan Middle Advisory Council) assists in the preparation and evaluation of the school improvement plan through reviewing the plan, analyzing data and providing input, and voting for approval.

Members assist in allocation of funds by a vote of approval. These funds are used for implementing school improvement initiatives.

#### c. Preparation of the school's annual budget and plan

The CMAC has made plans and provision to assist with funding to support classroom instruction and teacher professional development. Monies are available for request from teachers and administration as various needs arise. The request is presented to CMAC and then voted upon by the members.

### 2. Describe the use of school improvement funds allocated last year, including the amount budgeted for each project.

School improvement funds support academic initiatives and professional development for teachers to attend the AVID Summer Institute for 2017. Approximately \$3,000.00 was allocated to send teachers to the AVID summer institute. CMAC also allocated \$5,500 to support hiring teachers and paras to conduct tutoring in reading for the 2017-18 school year.



**3. Verify that the school is in compliance with section 1001.452, Florida Statutes, regarding the establishment requirements and duties of the SAC.**

Yes

a. If the school is not in compliance, describe the measures being implemented to meet SAC requirements.

**3. Literacy Leadership Team (LLT)**

**a. Membership**

Identify the name and position title for each member of the school-based LLT or similar group, if applicable.:

Name	Title
Harrison, Kimberly	Principal
Thompson, Paula	Instructional Coach
Crawford, John	Assistant Principal
Ginder, Michele	Teacher, K-12
VanSickle, Lacy	Instructional Media
Duncan, Ruth	Teacher, K-12
Giles, Sandra	School Counselor
Smith, Pam	Teacher, K-12

**b. Duties**

**1. Describe how the LLT or similar group promotes literacy within the school, if applicable.**

The LLT will support instructional strategies to improve reading comprehension and the Common Core State Standards for College and Career Readiness in reading, writing, speaking, listening, and language. The LLT team will provide professional development throughout the year to ensure that text complexity, along with close reading and rereading of texts, is central to lessons, to provide scaffolding that does not preempt or replace text reading by students, to develop and ask text dependent questions from a range of question types, to emphasize that students support their answers based upon evidence from the text, and to provide extensive research and writing opportunities.

The team will focus on teaching, modeling, and implementing best practices and strategies through classroom observations and peer coaching.

**D. Public and Collaborative Teaching**

The school's responses to this section may address the requirements of ESSA, P.L. No. 114-95, Â§ 1114(b)(7)(A)(iii)(IV).

**1. Describe the school's strategies to encourage positive working relationships between teachers, including collaborative planning and instruction.**

Opportunities for encouraging positive working relationships between teachers include participation in Leadership Meetings, Faculty Meetings, Team Meetings and professional development sessions. In these meetings the focus is on students' academic and social needs. Teachers regularly engage in professional dialogue with colleagues; share ideas, knowledge, and techniques; and participate in collaborative problem-solving around classroom instruction. Teachers work together to develop shared knowledge and discover common solutions to challenging problems.

The master schedule gives students early release time every Wednesday for teachers to have additional collaborative instructional planning time and to establish PLC's (Professional Learning Communities).



The master schedule allows teachers to have a common planning time for common subject/ grade levels. Teachers meet weekly to plan lessons, share resources, and analyze data.

**2. Describe the school's strategies to recruit, develop and retain highly qualified, certified-in-field, effective teachers to the school.**

1. Provision of mentoring, training and coaching for:

- a) first and second-year new teachers, including those in Alternative Certification (ACP) or Educator Preparation Institute (EPI) programs; and
- b) ESOL and Reading teachers in the process of earning an Endorsement.

These activities are coordinated with the district's Personnel system and through the provision of an ESOL Coach and an Instructional Strategies/New Teacher Coach.

2. In order to ensure that all teachers become Effective or Highly Effective, the district will provide resources, coaching, and professional development to any teacher whose overall evaluation rating is Needs Improvement or Unsatisfactory. The principal will conduct a conference with the teacher to determine specific goals and needs for professional development, in addition to needs for classroom strategies and behaviors.

3. Resources and/or professional development will be provided to support the skills and knowledge needed to increase the number of In-field/Highly Qualified/effective teachers. This will include provision of ESOL, Reading, and Gifted Endorsement courses; financial support for testing to add areas of certification to teachers' existing certificates; financial support for provision of study guides and workshops (as available); assistance with cost of adding subject areas to certificates to become in-field in all courses taught.

4. The district will recruit effective teachers and leaders, including minorities, to ensure high quality and diversity of applicants and will retain exemplary teachers through recognition, incentives and leadership development opportunities.

5. Professional development activities and records are efficiently and effectively managed to ensure teachers maintain their certification and remain up to date in their areas of certification.

**3. Describe the school's teacher mentoring program, including the rationale for pairings and planned mentoring activities.**

A. First year teachers participate in the following district professional development and mentoring activities:

- 1. New Teacher Orientation, including introduction to the Nassau District Schools' mission and values
- 2. Professional Development in the district's Marzano Evaluation Framework.
- 3. Monthly (8) New Teacher Professional Learning Community sessions with text: Why Didn't I Learn This in College?
- 4. Florida State Standards and Lesson Planning
- 5. The Florida Educator Code of Ethics
- 6. Conducting Effective Parent Conferences
- 7. District E-mail Protocol and technology-based curriculum programs
- 8. Professional Education Competencies, as applicable
- 9. Classroom and Behavior Management
- 10. Other professional development as specified by the school or district, such as Reading, ESOL, or Writing.

B. Observation and Coaching/Mentoring Components:

- 1. Two classroom observations followed by a feedback conference, conducted by the District Instructional Strategies Coach who is trained in highly trained in Clinical Education, observation and feedback/coaching strategies, and the Marzano framework.
- 2. Two classroom observations (one per semester) followed by a feedback conference, conducted by a mentor teacher or other certified educator who teaches the same grade level/subject area as the new teacher, has been rated as Highly Effective, has been provided with CET or similar training and coaching

resources, and is selected by the principal as a mentor.

3. Two classroom observations (one per semester) followed by a feedback conference, by the new teacher in the classroom of the mentor teacher or other certified educator who teaches the same grade level/subject area as the new teacher and who has been rated as Highly Effective.
4. On-going informal observations and coaching with feedback conducted by Instructional Strategies Coach, with related professional development resources available via the district's iObservation system.
5. Walk-throughs, informal observations, and formal observations using the Marzano framework instrument, conducted by a trained principal, assistant principal or other administrator, with related professional development resources available via the district's iObservation system.

#### C. RATIONAL FOR MENTOR/NEW TEACHER PAIRINGS AND PLANNED MENTORING ACTIVITIES:

The District Instructional Strategies Coach and the school principal confer to select a mentor teacher or other certified educator who teaches the same grade level/subject area/role as the new teacher or other educator, and who has been rated as Highly Effective.

The planned mentoring activities provide on-going and regularly-scheduled opportunities for classroom visits and observations, reflection, and coaching and feedback, as well as monthly collaboration in PLCs for professional development in best practices and highly effective instructional strategies. The purpose of these on-going support strategies is to increase teacher effectiveness and as a result, to increase student achievement.

### E. Ambitious Instruction and Learning

#### 1. Instructional Programs and Strategies

##### a. Instructional Programs

##### ***1. Describe how the school ensures its core instructional programs and materials are aligned to Florida's standards.***

Core instructional materials and programs are selected from the list of state approved adoptions. It is also the intent of the Nassau County School District that textbooks be selected for district-wide use by course/grade/level to assure continuity and economy throughout the district. Media materials should be selected to provide enrichment and curriculum support taking into consideration the varied needs, interests, and abilities of the school population. School Textbook Selection Committees include representatives of faculty, parents and community members.

District Adoption Process:

1. Sample materials of all state adopted texts will be obtained by the appropriate director and evaluated by the school committee using appropriate forms and criteria.
2. Each school will select its choice for the district adoption in each area under consideration. Each school's selection will be submitted to the appropriate instructional director.
3. School selections will be tallied. The title receiving the most votes will be designated as the district adoption for each course or subject area.

Resources used to evaluate instructional materials include: Florida State Standards and Next Generation Sunshine State Standards, grade level expectations, curriculum frameworks or course descriptions, and FLDOE instructional materials specifications.

CPALMs is also utilized by teachers to conduct curriculum mapping and lesson studies.

##### b. Instructional Strategies

##### ***1. Describe how the school uses data to provide and differentiate instruction to meet the diverse needs of students. Provide examples of how instruction is modified or supplemented***

**to assist students having difficulty attaining the proficient or advanced level on state assessments.**

Data analysis is at the center of all instructional decisions. The master schedule contains blocks of time for instruction based on the diverse needs of students. Remediation and enrichment in the classroom is based on progress monitoring data collected in core classes such as reading and math. This data is reviewed in team meetings and data chats are conducted with students.

The school-based leadership team is responsible for disaggregating and analyzing data to determine areas of deficiency. The team is charged with identifying problems within the general population of students and within subgroups of students, analyzing why the problems are occurring, formulating an intervention plan and then measuring the effectiveness of the interventions through regular progress monitoring. Their plan to address and remediate areas of deficiency becomes their MTSS (multi-tiered system of supports) and forms the basis for the school improvement plan.

**2. Provide the following information for each strategy the school uses to increase the amount and quality of learning time and help enrich and accelerate the curriculum:**

**Strategy:** Before School Program

**Minutes added to school year:** 5,400

Communities in schools provides academic tutoring and book club sessions from 7:30 -8:40 A.M. Every Tuesday, Wednesday, and Thursday.. (Started on 9/5/2017)

#### **Strategy Rationale**

Identified students will receive additional support for core academics and enrichment through participation.

#### **Strategy Purpose(s)**

- Core Academic Instruction
- Enrichment
- Teacher collaboration, planning and professional development

#### **Person(s) responsible for monitoring implementation of the strategy**

Harrison, Kimberly, kimberly.harrison@nassau.k12.fl.us

#### **Data that is or will be collected and how it is analyzed to determine effectiveness of the strategy**

Data collected quarterly and at the end of the school year is analyzed to adjust implementation practices and as to the effectiveness of the interventions provided by comparing students who attended the tutoring and those who did not.

## **2. Student Transition and Readiness**

### **a. PreK-12 Transition**

The school's response to this question may address the requirements of ESSA, P.L. No. 114-95, Â§ 1114(b)(7)(A)(iii)(V).

**1. Describe the strategies the school employs to support incoming and outgoing cohorts of students in transition from one school level to another.**

The following activities are implemented to assist students with transitioning from elementary school to middle school: teacher collaboration, orientations, parent teacher Family Nights, scheduling

sessions, IEP transition meetings.

The following activities are implemented to assist students with transitioning from middle school to high school:

Parent/ Student Orientation

Open House

Communication of Student Progression Plan

Spring Scheduling

AVID Parent Nights (incoming and out going)

Transitional Meetings for incoming 6th graders and outgoing 8th graders

Career Planning Curriculum (My Career Shines)

## **b. College and Career Readiness**

### ***1. Describe the strategies the school uses to advance college and career awareness, which may include establishing partnerships with business, industry or community organizations.***

Efforts to support the development of students' academic and career plans include large group presentations, classroom presentations, parent workshops and individual conferences with students throughout their secondary school careers. Digital Tools certification courses are also made available to students in the 8th grade through an elective course. My Career Shines Curriculum is part of the 8th grade curriculum. Additional resources include: student handbooks, student planners, the Student Progression Plan, Registration Guides, College and Career Fairs, and Financial Aid Workshops. Family involvement in the planning process includes notification of activities through Blackboard Messenger, school websites, and school newsletters.

The AVID program has also been implemented school wide to support students with being college and career ready. Currently there are six AVID elective courses, two in each grade level.

### ***2. Identify the career and technical education programs available to students and industry certifications that may be earned through those respective programs.***

Our school encourages every course to incorporate levels of relevant real-world learning experiences; each content area course uses strategies and activities that can apply across disciplines and apply to real-world situations. Relevant learning is interdisciplinary and contextual. It requires students to apply core knowledge, concepts or skills to solve real-world problems.

### ***3. Describe efforts the school has taken to integrate career and technical education with academic courses (e.g., industrial biotechnology) to support student achievement.***

Schools recognize students who meet Florida's college and career readiness criteria. Student data is at the forefront of all we do to assure students' academic success. In order to meet this goal based on analysis of assessment data, students may be provided with additional support through courses such as Intensive Reading, Math for College Readiness, Math for College Success, and English 4 Florida College Prep, and the addition of the AVID program.

At the Middle School Level students have the opportunity to take Digital Tools Certification courses to assist with the progression for Microsoft at the High School level. Career Education programs offer certification opportunities for students in Food Service Management (Serve Safe), Certified Nursing Assistant, Certified Medical Administrative Assistant, EMT, ADOBE Dreamweaver, ADOBE Flash, ADOBE Photoshop, Autodesk – AutoCAD Certified User, National Center for Construction Education and Research: Level 1 Electrical and HVAC Level 1 and 2, Carpentry Level 1 and 2, and Masonry Level 1 and 2, Microsoft Office Specialist, QuickBooks, and FAA Ground School. Dual Enrollment and Advanced Placement courses provide opportunities for students to engage in college-level course work while enrolled in high school.

**4. Describe strategies for improving student readiness for the public postsecondary level based on annual analysis of the [High School Feedback Report](#), as required by section 1008.37(4), Florida Statutes.**

n/a

## II. Needs Assessment

The school's completion of this part may address the requirements of ESSA, P.L. No. 114-95, Â§ 1114(b)(6).

### A. Problem Identification

#### 1. Data to Support Problem Identification

##### b. Data Uploads

Data uploads are not required by the Florida Department of Education but are offered as a tool for the needs assessment. In this section, the school may upload files of locally available data charts and graphs being used as evidence of need.

The following documents were submitted as evidence for this section:

*No files were uploaded*

#### 2. Problem Identification Summary

This section is not required by the Florida Department of Education but is provided as an opportunity for the school to summarize the points of strength and areas of need that have been identified in the data.

### B. Problem Analysis Summary

This section is not required by the Florida Department of Education but is provided as an opportunity for the school to summarize the underlying "why" or root causes for the areas of need identified in the data, as determined by situational awareness of, and research conducted by, the stakeholders involved in the needs assessment.

### C. Strategic Goals

## School Improvement Goals

The following key is intended to help readers understand how the sections of this document correspond to the steps of the 8-step planning and problem-solving framework used in the School Improvement Plan. The Quick Key numbers can help registered users go directly to the point of entry for any given goal, barrier and strategy within the online survey.

### Problem Solving Key

**G** = Goal

**B** =  
Barrier

**S** = Strategy

**1** = Problem Solving Step     S123456 = Quick Key

## Strategic Goals Summary

- G1.** Improve school climate and culture by utilizing the PBIS program for academic and behavior support and implement the MTSS process for identifying students with behavior and academic needs.
- G2.** Develop instructional programs, activities, and events to provide students with opportunities to enhance college and career readiness.
- G3.** Increase the percentage of students scoring a level 3, 4, or 5 on the ELA Florida Standards Assessments (FSA).
- G4.** Increase the percentage of students scoring a level 3, 4, or 5 on the Florida Standards Assessment (FSA) for Math and at a level 3, 4, or 5 on the Algebra 1 EOC.
- G5.** Increase the percentage of students scoring a level 3, 4, or 5 on the FCAT Science Assessment.
- G6.** Increase the percentage of students scoring a level 3, 4, or 5 on the Civics EOC Assessment.

## Strategic Goals Detail

For each strategic goal, this section lists the associated targets (i.e., "SMART goals"), targeted barriers to achieving the goal, resources available to help reduce or eliminate the barriers, and the plan for monitoring progress toward the goal.

**G1.** Improve school climate and culture by utilizing the PBIS program for academic and behavior support and implement the MTSS process for identifying students with behavior and academic needs. 1a

G098378

**Targets Supported** 1b

Indicator	Annual Target
Attendance Below 90%	93.0
Attendance Below 90% Grade 07	93.0
Attendance Below 90% Grade 08	93.0
District Parent Survey	75.0

**Targeted Barriers to Achieving the Goal** 3

- Student attendance is not always a priority for students and families.

**Resources Available to Help Reduce or Eliminate the Barriers** 2

- Guidance Staff, District Attendance Specialist, PBIS Attendance Incentives, Student Tracking Process

**Plan to Monitor Progress Toward G1.** 8

Review monthly student attendance data and identify the students with a daily attendance average <90%.

**Person Responsible**

Melissa Jadoo

**Schedule**

Weekly, from 8/28/2017 to 5/25/2018

**Evidence of Completion**

Student attendance data from FOCUS



**G2.** Develop instructional programs, activities, and events to provide students with opportunities to enhance college and career readiness. 1a

G098379

**Targets Supported** 1b

Indicator	Annual Target
High School Readiness	90.0

**Targeted Barriers to Achieving the Goal** 3

- Students lack resources and access to college and career experiences at the middle school level.

**Resources Available to Help Reduce or Eliminate the Barriers** 2

- AVID program, College and Career Inventories, WICOR strategies, Digital Tools course work and Technology Lab

**Plan to Monitor Progress Toward G2.** 8

Student grades and progress monitoring data

**Person Responsible**

Kimberly Harrison

**Schedule**

Biweekly, from 8/28/2017 to 5/25/2018

**Evidence of Completion**

Student grades, report cards, progress reports, PSAT data (8th)and progress monitoring data.

**G3.** Increase the percentage of students scoring a level 3, 4, or 5 on the ELA Florida Standards Assessments (FSA). 1a

G098380

**Targets Supported** 1b

Indicator	Annual Target
FSAA ELA Achievement	82.0
FSA ELA Achievement	60.0
ELA/Reading Gains	53.0
ELA/Reading Lowest 25% Gains	50.0

**Targeted Barriers to Achieving the Goal** 3

- Students need additional support with composing text-based writing prompts, comparing texts, and citing evidence.
- Some students are reading below grade level and need additional practice and support with the ELA Florida Standards Assessment question types (open response, multiple choice, two part questions, selective response, highlighting text).

**Resources Available to Help Reduce or Eliminate the Barriers** 2

- Reading Support Class (Level 1/2 and some Level 3 students), FSA online assessment portal, HMH curriculum, CPALMS, Articles of the Week, USA Test Prep, Grade Level Progress Monitoring Tools, CommonLit.org, News ELA, Kahn Academy, STAR Reading Assessment, AR 360, WICOR Strategies (AVID) Florida's Writing Rubrics and student writing exemplars. Common planning daily for ELA and Reading teachers

**Plan to Monitor Progress Toward G3.** 8

Common Planning and Data Review Meetings

**Person Responsible**

John Crawford


**Schedule**

Weekly, from 8/24/2017 to 5/25/2018

**Evidence of Completion**

Meeting Notes/ Teacher Data Notebooks

**G4.** Increase the percentage of students scoring a level 3, 4, or 5 on the Florida Standards Assessment (FSA) for Math and at a level 3, 4, or 5 on the Algebra 1 EOC. **1a**

 G098381

**Targets Supported** **1b**

Indicator	Annual Target
FSA Mathematics Achievement	60.0
Algebra I EOC Pass Rate	70.0

**Targeted Barriers to Achieving the Goal** **3**

- Students may fail to see the connection between classroom activities and real-world math applications.
- Students may need additional exposure to question types with the FSA assessment. (Equation response - Graphic response - Multiple-choice response - Multi-select response - Selecting responses - Simulation response)
- Math teachers need additional support with planning for instruction.

**Resources Available to Help Reduce or Eliminate the Barriers** **2**

- STAR math assessment , Pearson online resources, Khan Academy, USA Test Prep, Math XL, Algebra Nation [www.illustrativemathematics.org](http://www.illustrativemathematics.org), FSA online portal, Marzano's Arts and Science of Teaching framework, Discovery Ed, Pearson Math Online Resources
- Classroom Observations and PLC's on Elements in Domain 1
- Math data from FSA, STAR Math, USA Test Prep, Kahn Academy, PSAT (8th), Algebra Nation, and Math XL

**Plan to Monitor Progress Toward G4.** **8**

Assessment data from Math XL (8th /Algebra) and STAR Math (6th, 7th, & 8th/ Pre-Algebra)

**Person Responsible**

Kimberly Harrison

**Schedule**

Quarterly, from 8/28/2017 to 5/25/2018

**Evidence of Completion**

STAR Math Results & USA Test Prep Data

**G5. Increase the percentage of students scoring a level 3, 4, or 5 on the FCAT Science Assessment.** 1a

G098382

**Targets Supported** 1b

Indicator	Annual Target
FCAT 2.0 Science Proficiency	70.0

**Targeted Barriers to Achieving the Goal** 3

- Scientific thinking at higher levels and problem solving may be difficult for students. Implementation of the IQWST curriculum and Pearson curriculum school-wide will increase the need for additional supplies and materials.

**Resources Available to Help Reduce or Eliminate the Barriers** 2

- Marzano's Art and Science of Teacher Framework, Science Labs, District Curriculum Resource Teacher, IQWST, CPALMS, Science Fair, Rube Goldberg Projects, Robotics and Environmental Arts Connection Project, STEM Clubs for Water Tower Competition and Robotics, WICOR Strategies (AVID), IQWST Curriculum

**Plan to Monitor Progress Toward G5.** 8

Science Benchmark Data (Fall, Winter, and Spring)

**Person Responsible**

Kimberly Harrison

**Schedule**

Triannually, from 8/28/2017 to 4/6/2018

**Evidence of Completion**

Beginning, Mid-Year, and End of Year Pearson Science Benchmark Data Assessment

**G6. Increase the percentage of students scoring a level 3, 4, or 5 on the Civics EOC Assessment.** 1a

G098383

**Targets Supported** 1b

Indicator	Annual Target
Civics EOC Pass	71.0

**Targeted Barriers to Achieving the Goal** 3

- Social studies text materials are newly adopted this school year and teachers need time to commonly plan and share resources.

**Resources Available to Help Reduce or Eliminate the Barriers** 2

- CPALMs, Curriculum Maps, Current Events, Primary vs. Secondary Sources, New text resources

**Plan to Monitor Progress Toward G6.** 8

Civics Benchmark Data/ USA Test Prep Data (Standards)

**Person Responsible**

Kimberly Harrison

**Schedule**

Quarterly, from 8/28/2017 to 5/25/2018

**Evidence of Completion**

Scores on the Civics EOC administered in December 2017 & May 2018

## Action Plan for Improvement


*For each strategy selected in the plan to reduce a targeted barrier to a strategic goal, this section lists the rationale for that strategy (i.e., why the school believes it will reduce the barrier) and the action steps that have been identified as necessary to implementing the strategy, including details such as the point person, timing and duration, and evidence of completion. At the end of each set of action steps is the plan for monitoring the implementation and effectiveness of the respective strategy.*

### Problem Solving Key

**G** = Goal                      **B** =  
Barrier                      **S** = Strategy

**1** = Problem Solving Step       S123456 = Quick Key


**G1.** Improve school climate and culture by utilizing the PBIS program for academic and behavior support and implement the MTSS process for identifying students with behavior and academic needs. **1**

 G098378

**G1.B1** Student attendance is not always a priority for students and families. **2**

 B264633

**G1.B1.S1** Communicate the importance of attending school and educate parents on the attendance policy for middle school. **4**

 S280361

### Strategy Rationale

Parents need explanation of the change in attendance policies from elementary to middle school.

### Action Step 1 **5**

Communicate the attendance policy to parents and families

#### Person Responsible

Melissa Jadoo

#### Schedule

Monthly, from 8/9/2017 to 5/25/2018

#### Evidence of Completion

Parent/ Student handbook, presentations to parents at events, CMS App, CMS Website

**Plan to Monitor Fidelity of Implementation of G1.B1.S1** 6

Share the attendance policy and PBIS plan at parent conferences and meetings

**Person Responsible**

Melissa Jadoo

**Schedule**

On 5/25/2018

***Evidence of Completion***

Meeting Notes, Agendas, Parent Presentations, Parent/Student Handbook

**Plan to Monitor Effectiveness of Implementation of G1.B1.S1** 7

Analyze student attendance data

**Person Responsible**

Melissa Jadoo

**Schedule**

Biweekly, from 8/10/2017 to 5/25/2018

***Evidence of Completion***

The PBIS team will oversee the initiative to communicate the attendance policy with all parents, community members, and stakeholders.



**G1.B1.S2** Identify and track students with a past history in the 2016-17 school year with a daily attendance rate of <90% to improve the school-wide attendance average. 4

S280362

### Strategy Rationale

Identifying and monitoring students with patterns of missing school, early check-outs, and late arrival will improve student attendance.

### Action Step 1 5

Conduct Tier 2 RTI meetings for academics and behavior

#### Person Responsible

Melissa Jadoo

#### Schedule

Monthly, from 9/4/2017 to 5/25/2018

#### Evidence of Completion

### Plan to Monitor Fidelity of Implementation of G1.B1.S2 6

Track student attendance weekly and address concerns

#### Person Responsible

Kimberly Harrison

#### Schedule

Biweekly, from 8/28/2017 to 5/25/2018

#### Evidence of Completion

Monitor student attendance weekly. Target students with an average of 10% or more days absent.

**Plan to Monitor Effectiveness of Implementation of G1.B1.S2** 7

Track student attendance for improvements

**Person Responsible**

Kimberly Harrison


**Schedule**

Biweekly, from 9/18/2017 to 5/25/2018

**Evidence of Completion**

Student attendance records / Attendance Tune Up & Behavior Check In Sheets

**G2.** Develop instructional programs, activities, and events to provide students with opportunities to enhance college and career readiness. 1

 G098379

**G2.B1** Students lack resources and access to college and career experiences at the middle school level.

2

 B264634

**G2.B1.S1** Increase the number of students taking the AVID elective courses. 4

 S280365

**Strategy Rationale**

AVID is a viable program that teaches students strategies and skills to be college and career ready. The AVID practices are researched based and proven.

**Action Step 1** 5

Identify and enroll selected students in the AVID elective course (Increase from three AVID elective classes to six AVID elective classes.)

**Person Responsible**

Sandra Giles

**Schedule**

Quarterly, from 6/1/2017 to 12/22/2017

**Evidence of Completion**

AVID student applications, Class lists, Student schedules, District College Fair Attendance,

## Plan to Monitor Fidelity of Implementation of G2.B1.S1 6

Monitor student progress in academics and the AVID elective course

### **Person Responsible**

Sandra Giles

### **Schedule**

Weekly, from 8/10/2017 to 5/25/2018

### ***Evidence of Completion***

Data chats will be conducted weekly with the students and AVID elective teacher. Students' grades will be monitored with conferences and safety nets implemented, as needed.

## Plan to Monitor Effectiveness of Implementation of G2.B1.S1 7

Master schedule review and adjustments made based on student data

### **Person Responsible**

Sandra Giles

### **Schedule**

Monthly, from 6/1/2017 to 3/26/2018

### ***Evidence of Completion***

Master schedule/ Data chat reports

**G2.B1.S2** Provide opportunities for exposure to colleges and careers through guest speakers, career inventories, field trips, and college/ career fairs. 4

S280366

### Strategy Rationale

Students will have exposure to information and begin goal setting and planning for their future.

### Action Step 1 5

CMS College and Career Fair for 8th graders

#### Person Responsible

#### Schedule

Every 3 Weeks, from 4/30/2018 to 5/18/2018

#### Evidence of Completion

Career Fair Schedule/ Interest Inventories from students

### Plan to Monitor Fidelity of Implementation of G2.B1.S2 6

Observations/ Feedback from students and presenters

#### Person Responsible

Sandra Giles

#### Schedule

Weekly, from 4/30/2018 to 5/25/2018

#### Evidence of Completion

Surveys (Pre & Post), Career Interest Inventories

Plan to Monitor Effectiveness of Implementation of G2.B1.S2 7

Observations

**Person Responsible**

Kimberly Harrison


**Schedule**

On 5/25/2018

***Evidence of Completion***

Career Fair Schedule/ Surveys & Feedback

**G3.** Increase the percentage of students scoring a level 3, 4, or 5 on the ELA Florida Standards Assessments (FSA). 1

 G098380

**G3.B1** Students need additional support with composing text-based writing prompts, comparing texts, and citing evidence. 2

 B264635

**G3.B1.S1** All ELA teachers will use text-based writing across the curriculum with common writing rubrics and anchor paper samples. 4

 S280367

### Strategy Rationale

All teachers will collaborate to expand the writing curriculum to include text-based writing throughout all content areas.

### Action Step 1 5

All teachers will collaborate to expand the writing curriculum to include text-based writing.

#### Person Responsible

John Crawford

#### Schedule

Biweekly, from 9/25/2017 to 5/25/2018

#### Evidence of Completion

student work samples, progress monitoring data, formative and summative assessments

### Action Step 2 5

Implement AoW (Articles of the Week) across the content areas to expand student exposure to reading and writing across the curriculum.

#### Person Responsible

Paula Thompson

#### Schedule

Weekly, from 8/14/2017 to 5/25/2018

#### Evidence of Completion

Classroom observations, student work samples, Student choice

**Plan to Monitor Fidelity of Implementation of G3.B1.S1** 6

Review classroom activities, lesson plans, classroom observations

**Person Responsible**

Kimberly Harrison

**Schedule**

Daily, from 8/21/2017 to 5/18/2018

***Evidence of Completion***

lesson plans, student work samples formative and summative assessments, student data sets

**Plan to Monitor Effectiveness of Implementation of G3.B1.S1** 7

Review classroom activities, lesson plans, classroom observations, progress monitoring data, STAR Assessment data, AR 360 Data

**Person Responsible**

Kimberly Harrison

**Schedule**

Weekly, from 8/28/2017 to 5/25/2018

***Evidence of Completion***

weekly lesson plans, student work samples, assessments, data notebooks for teachers



**G3.B1.S2** Improve the quality of text-based writing for the ELA Writing Component. 4

S280368

**Strategy Rationale**

Students must be competent in text-based writing to be successful on the ELA Writing Assessment.

**Action Step 1** 5

Teachers will used text-based writing strategies in the classroom.

**Person Responsible**

Kimberly Harrison

**Schedule**

Every 3 Weeks, from 8/21/2017 to 5/25/2018

***Evidence of Completion***

lessons plans, professional development, teacher observation

**Plan to Monitor Fidelity of Implementation of G3.B1.S2** 6

classroom observations and lessons plans

**Person Responsible**

Kimberly Harrison

**Schedule**

Biweekly, from 8/21/2017 to 5/25/2018

***Evidence of Completion***

classroom observations and lesson plans

**Plan to Monitor Effectiveness of Implementation of G3.B1.S2** 7

classroom observations and lesson plans

**Person Responsible**

Kimberly Harrison


**Schedule**

Biweekly, from 8/21/2017 to 5/25/2018

**Evidence of Completion**

Improved scores on the ELA Writing Assessment

**G3.B1.S3** Improve students' reading proficiency by focusing on fluency, comprehension, vocabulary, and phonics. phonemic awareness, if needed. 4

 S280369

**Strategy Rationale**

Students reading below grade level need additional support through a reading class.

**Action Step 1** 5

Analyze student reading data to identify students needing additional support in reading.

**Person Responsible**

Kimberly Harrison

**Schedule**

Quarterly, from 6/8/2017 to 3/26/2018

**Evidence of Completion**

Student FSA scores, STAR Reading Data, DAR Assessments

### Plan to Monitor Fidelity of Implementation of G3.B1.S3 6

Progress monitoring tools for fluency, comprehension, and vocabulary will be analyzed to develop plans for differentiating instruction for students.

#### **Person Responsible**

John Crawford

#### **Schedule**

Biweekly, from 8/14/2017 to 5/25/2018

#### ***Evidence of Completion***

A student data tracking sheet on Google Docs for all student data collections, STAR Reading data, Performance Matters Data, teacher data notebooks, student data tracking sheets, FSA data tracking conference form

### Plan to Monitor Effectiveness of Implementation of G3.B1.S3 7

Weekly department meetings for analyzing data to plan for lessons. (Common Planning 3rd period/ Wednesdays & Thursdays)

#### **Person Responsible**

#### **Schedule**

Weekly, from 8/14/2017 to 5/24/2018

#### ***Evidence of Completion***

Student data sheets/ Teacher data collections/ STAR assessment data/ Cold Reads data

### Plan to Monitor Effectiveness of Implementation of G3.B1.S3 7

Common Planning Meetings

#### **Person Responsible**

John Crawford


#### **Schedule**

Weekly, from 8/14/2017 to 5/24/2018

#### ***Evidence of Completion***

Activities for independent groups, technology group, teacher/ para small groups, and fluency groups and teacher lesson plans.

**G3.B2** Some students are reading below grade level and need additional practice and support with the ELA Florida Standards Assessment question types (open response, multiple choice, two part questions, selective response, highlighting text). 2

 B264636

**G3.B2.S1** Teachers will use research-based instructional strategies and utilize programs that provide differentiated instruction for all students. WICOR strategies will be utilized in the ELA classrooms. 4

 S280370

### Strategy Rationale

All students need instruction formulated to their learning needs.

### Action Step 1 5

Increase reading support for students performing below grade level.

#### Person Responsible

John Crawford

#### Schedule

Weekly, from 8/10/2017 to 5/25/2018

#### Evidence of Completion

Improved reading scores

### Plan to Monitor Fidelity of Implementation of G3.B2.S1 6

Research based strategies will be used for differentiated instruction

#### Person Responsible

Kimberly Harrison

#### Schedule

Weekly, from 8/28/2017 to 5/25/2018

#### Evidence of Completion

progress monitoring data, small group instruction, lesson plans, student work samples

## Plan to Monitor Effectiveness of Implementation of G3.B2.S1 7

Research based reading strategies used to differentiate instruction

### Person Responsible

Kimberly Harrison


### Schedule

Biweekly, from 8/28/2017 to 5/25/2018

### Evidence of Completion

Improved reading scores, STAR Reading Data (monthly for 1st quartile)

**G3.B2.S2** Students identified in the first quartile will receive intense reading instruction through the K-8 Reading Initiative. 4

 S280371

### Strategy Rationale

Students performing below grade level need additional remediation to read at grade level.

## Action Step 1 5

Analyze Reading Data and Plan Small Group Instruction

### Person Responsible

Kimberly Harrison

### Schedule

Monthly, from 8/21/2017 to 5/25/2018

### Evidence of Completion

DAR Data, On Grade Level and At Grade Level Cold Read Data, Fluency Data, Reading Levels

**Plan to Monitor Fidelity of Implementation of G3.B2.S2** 6

Monitor student data and progress through the DAR assessment

**Person Responsible**

**Schedule**

Monthly, from 8/18/2017 to 5/25/2018

***Evidence of Completion***

Monthly reports for student growth/ Data Notebooks

**Plan to Monitor Effectiveness of Implementation of G3.B2.S2** 7

Student growth and progress measured with STAR Reading Assessments

**Person Responsible**

John Crawford

**Schedule**

Monthly, from 8/10/2017 to 5/25/2018

***Evidence of Completion***

Monthly Reports and Data Chat Meetings with teachers and students

**G4.** Increase the percentage of students scoring a level 3, 4, or 5 on the Florida Standards Assessment (FSA) for Math and at a level 3, 4, or 5 on the Algebra 1 EOC. 1

G098381

**G4.B1** Students may fail to see the connection between classroom activities and real-world math applications. 2

B264637

**G4.B1.S1** Teachers will apply mathematical concepts to problems arising in everyday life, society, and the workplace so that students will see the relevance and connection. A POM (Problem of the Month) activity will be given to teachers to implement in the classroom every four weeks for math. These problems will require critical thinking and multiple solutions. Teachers will also utilize performance tasks from USA Test Prep to progress monitor students' understanding and mastery level of math standards.

4

S280372

### Strategy Rationale

Students will see the connection between real world problems and problem solving in the classroom.

### Action Step 1 5

Review Assessment Data, Classroom lesson plans, and conduct classroom observations

#### Person Responsible

Denise Spivey

#### Schedule

Biweekly, from 8/21/2017 to 5/25/2018

#### Evidence of Completion

Assessment data, Lesson Plans, deliberate practice, student work samples, POM activities, Data tracking

### Action Step 2 5

Data analysis and planning small group instruction

#### Person Responsible

Kimberly Harrison

#### Schedule

Monthly, from 7/24/2017 to 5/25/2018

#### Evidence of Completion

Small group lesson plans, curriculum pacing, spiral reviews, Math Academy (Algebra 1)

### Action Step 3 5

Small Group Instructional Strategies

**Person Responsible**

Denise Spivey

**Schedule**

Monthly, from 7/24/2017 to 5/25/2018

***Evidence of Completion***

Assessment results from the

### Plan to Monitor Fidelity of Implementation of G4.B1.S1 6

Assessment Data, Classroom lesson plans, and classroom walk-throughs

**Person Responsible**

Kimberly Harrison

**Schedule**

Weekly, from 8/21/2017 to 5/25/2018

***Evidence of Completion***

Progress monitoring, assessment data, lesson plans, deliberate practice, student work samples, observations

### Plan to Monitor Effectiveness of Implementation of G4.B1.S1 7

USA Test Prep, Math XL, Kahn Academy, assessment data, classroom lesson plans, classroom observations, student work samples

**Person Responsible**

Kimberly Harrison

**Schedule**


Biweekly, from 8/28/2017 to 5/25/2018

***Evidence of Completion***

Assessment data results



**G4.B2** Students may need additional exposure to question types with the FSA assessment. (Equation response - Graphic response - Multiple-choice response - Multi-select response - Selecting responses - Simulation response) **2**

 B264638

**G4.B2.S1** Teachers will provide opportunities for practice with all types of questions on the Florida Standards Assessment (equation response, Graphic response, multiple-choice response, multi-select response, and simulation responses) **4**

 S280373

### Strategy Rationale

Students will gain familiarity with the FSA assessment question types and the tools that are utilized on the assessment.

### Action Step 1 **5**

All teachers will provide opportunities for practice with the Math Florida Standards Assessment question types

#### Person Responsible

Denise Spivey

#### Schedule

Daily, from 8/10/2017 to 5/25/2018

#### Evidence of Completion

Marzano's Framework, observations data, sample student work

### Plan to Monitor Fidelity of Implementation of G4.B2.S1 **6**

Review of lesson plans, classroom walk throughs, student work samples

#### Person Responsible

Kimberly Harrison

#### Schedule

Weekly, from 8/14/2017 to 5/25/2018

#### Evidence of Completion

lesson plans, sample student work, weekly lesson plans

## Plan to Monitor Effectiveness of Implementation of G4.B2.S1 7

Review classroom activities, classroom observations

### Person Responsible

Kimberly Harrison


### Schedule

Weekly, from 8/14/2017 to 5/25/2018

### Evidence of Completion

weekly lesson plans, student work samples, assessments

## G4.B3 Math teachers need additional support with planning for instruction. 2

 B264639

**G4.B3.S1** Teachers will need training and computer technology support to implement new programs for progress monitoring math instruction. 4

 S280374

### Strategy Rationale

Teachers need support in progress monitoring students throughout the school year using appropriate resources and time for collaborative planning

## Action Step 1 5

Master schedule designed to allow for collaborative planning and data analysis

### Person Responsible

Kimberly Harrison

### Schedule

Weekly, from 8/14/2017 to 5/18/2018

### Evidence of Completion

Math Benchmark Assessments and Unit Assessment Data, Progress Monitoring Assessments

### Plan to Monitor Fidelity of Implementation of G4.B3.S1 6

Teachers will observe instruction, plan lessons, and collect data on student achievement and progress.

**Person Responsible**

Kimberly Harrison

**Schedule**

Biweekly, from 8/21/2017 to 5/25/2018

***Evidence of Completion***

Classroom observation data will be collected and analyzed using Marzano's Framework to analyze the use of effect strategy implementation.

### Plan to Monitor Effectiveness of Implementation of G4.B3.S1 7

Student data review: STAR MATH, USA TEST PREP, Kahn Academy, MATH XL, Algebra Nation

**Person Responsible**

Kimberly Harrison

**Schedule**

Biweekly, from 8/21/2017 to 5/25/2018

***Evidence of Completion***

Student data and classroom observation data.

**G5.** Increase the percentage of students scoring a level 3, 4, or 5 on the FCAT Science Assessment. 1

G098382

**G5.B1** Scientific thinking at higher levels and problem solving may be difficult for students. Implementation of the IQWST curriculum and Pearson curriculum school-wide will increase the need for additional supplies and materials. 2

B264640

**G5.B1.S1** Increasing opportunities for science teachers to collaborate through lesson planning, analyzing assessment data, adapting instructional practices to expand critical thinking and problem solving, and observing classroom instruction will provide support in instructional delivery and improve student achievement. 4

S280375

### Strategy Rationale

Collaboration, analysis of student data, and implementation of high yield instructional strategies will improve student achievement.

### Action Step 1 5

Review lesson plans, assessment data, and conduct classroom observations and focus walks

#### Person Responsible

Ruth Duncan

#### Schedule

Monthly, from 8/14/2017 to 5/24/2018

#### Evidence of Completion

Science Department Meeting Minutes, Professional Development Sessions for Science Meeting Minutes, Classroom Walk-through Data, Assessment Data, Science Projects, Rube Goldberg Projects

### Action Step 2 5

Implement WICOR strategies (AVID) and project based learning tasks

#### Person Responsible

Ruth Duncan

#### Schedule

Monthly, from 8/28/2017 to 5/25/2018

#### Evidence of Completion

Classroom observations and monitor progress monitoring data.

### Plan to Monitor Fidelity of Implementation of G5.B1.S1 6

Monitor Common Planning Sessions, Lesson Plans, Implementation of WICOR strategies, Assessment Data Results, Classroom Walkthrough Results

**Person Responsible**

Kimberly Harrison

**Schedule**

Weekly, from 8/28/2017 to 5/25/2018

***Evidence of Completion***

Weekly Lesson Plan Submissions, Science Projects, Student Data Sets, Classroom walk-through and observation data, IQWST/ Pearson Lesson Implementation

### Plan to Monitor Effectiveness of Implementation of G5.B1.S1 7

Analyze data sets and teaching practices to determine effectiveness and make adjustments in instructional practice, as needed.

**Person Responsible**

Kimberly Harrison


**Schedule**

Weekly, from 8/21/2017 to 5/25/2018


***Evidence of Completion***

Science Benchmark Data Review, Lesson Plan Review, Science Project Submissions and Process Review, Classroom Walk-through Data Review

**G6. Increase the percentage of students scoring a level 3, 4, or 5 on the Civics EOC Assessment. 1**

 G098383

**G6.B1** Social studies text materials are newly adopted this school year and teachers need time to commonly plan and share resources. 2

 B264641

**G6.B1.S1** Teachers will work within the school district and school to design a curriculum and pacing guide to adequately cover all social studies standards and support instruction in reading and writing. 4

 S280376

**Strategy Rationale**

Students need additional practice and experiences in locating and writing to defend primary and secondary sources. Utilizing RACE and various WICOR strategies will provide students opportunities to write to a text, cite evidence, and support rationale.

**Action Step 1 5**

Lesson plan development, Classroom observations, Assessment data, and District Curriculum Maps

**Person Responsible**

Pam Smith

**Schedule**

Biweekly, from 8/21/2017 to 5/25/2018

***Evidence of Completion***

Student data, lesson plans, and classroom observations.

**Plan to Monitor Fidelity of Implementation of G6.B1.S1 6**

Review Lesson Plans, Review data from classroom observations, Review student assessment data, Analyze effectiveness of curriculum maps

**Person Responsible**

John Crawford

**Schedule**

Biweekly, from 8/14/2017 to 5/25/2018

***Evidence of Completion***

Lesson Plans, Data Sets for Social Studies, Curriculum Maps, Classroom Observation Data

**Plan to Monitor Effectiveness of Implementation of G6.B1.S1** 7

Review lesson plans, Conduct and gather data from classroom observations, Analyze effectiveness of curriculum mapping,

**Person Responsible**

John Crawford

**Schedule**

Quarterly, from 8/21/2017 to 5/25/2018




















***Evidence of Completion***

Benchmark Assessments Common Lesson for Civics Instruction

## IV. Implementation Timeline

Source	Task, Action Step or Monitoring Activity	Who	Start Date (where applicable)	Deliverable or Evidence of Completion	Due Date/End Date
<b>2018</b>					
G2.B1.S1.A1 A378062	Identify and enroll selected students in the AVID elective course (Increase from three AVID...	Giles, Sandra	6/1/2017	AVID student applications, Class lists, Student schedules, District College Fair Attendance,	12/22/2017 quarterly
G2.B1.S1.MA1 M409375	Master schedule review and adjustments made based on student data	Giles, Sandra	6/1/2017	Master schedule/ Data chat reports	3/26/2018 monthly
G3.B1.S3.A1 A378067	Analyze student reading data to identify students needing additional support in reading.	Harrison, Kimberly	6/8/2017	Student FSA scores, STAR Reading Data, DAR Assessments	3/26/2018 quarterly
G5.MA1 M409401	Science Benchmark Data (Fall, Winter, and Spring)	Harrison, Kimberly	8/28/2017	Beginning, Mid-Year, and End of Year Pearson Science Benchmark Data Assessment	4/6/2018 triannually
G3.B1.S1.MA1 M409381	Review classroom activities, lesson plans, classroom observations	Harrison, Kimberly	8/21/2017	lesson plans, student work samples formative and summative assessments, student data sets	5/18/2018 daily
G4.B3.S1.A1 A378074	Master schedule designed to allow for collaborative planning and data analysis	Harrison, Kimberly	8/14/2017	Math Benchmark Assessments and Unit Assessment Data, Progress Monitoring Assessments	5/18/2018 weekly
G2.B1.S2.A1 A378063	CMS College and Career Fair for 8th graders		4/30/2018	Career Fair Schedule/ Interest Inventories from students	5/18/2018 every-3-weeks
G5.B1.S1.A1 A378075	Review lesson plans, assessment data, and conduct classroom observations and focus walks	Duncan, Ruth	8/14/2017	Science Department Meeting Minutes, Professional Development Sessions for Science Meeting Minutes, Classroom Walk-through Data, Assessment Data, Science Projects, Rube Goldberg Projects	5/24/2018 monthly
G3.B1.S3.MA1 M409384	Weekly department meetings for analyzing data to plan for lessons. (Common Planning 3rd period/...		8/14/2017	Student data sheets/ Teacher data collections/ STAR assessment data/ Cold Reads data	5/24/2018 weekly
G3.B1.S3.MA1 M409385	Common Planning Meetings	Crawford, John	8/14/2017	Activities for independent groups, technology group, teacher/ para small groups, and fluency groups and teacher lesson plans.	5/24/2018 weekly
G1.MA1 M409374	Review monthly student attendance data and identify the students with a daily attendance average...	Jadoo, Melissa	8/28/2017	Student attendance data from FOCUS	5/25/2018 weekly
G2.MA1 M409379	Student grades and progress monitoring data	Harrison, Kimberly	8/28/2017	Student grades, report cards, progress reports, PSAT data (8th)and progress monitoring data.	5/25/2018 biweekly
G3.MA1 M409391	Common Planning and Data Review Meetings	Crawford, John	8/24/2017	Meeting Notes/ Teacher Data Notebooks	5/25/2018 weekly
G4.MA1 M409398	Assessment data from Math XL (8th /Algebra) and STAR Math (6th, 7th, & 8th/ Pre-Algebra)	Harrison, Kimberly	8/28/2017	STAR Math Results & USA Test Prep Data	5/25/2018 quarterly
G6.MA1 M409404	Civics Benchmark Data/ USA Test Prep Data (Standards)	Harrison, Kimberly	8/28/2017	Scores on the Civics EOC administered in December 2017 & May 2018	5/25/2018 quarterly
G1.B1.S1.MA1 M409370	Analyze student attendance data	Jadoo, Melissa	8/10/2017	The PBIS team will oversee the initiative to communicate the attendance policy with all parents, community members, and stakeholders.	5/25/2018 biweekly
G1.B1.S1.MA1 M409371	Share the attendance policy and PBIS plan at parent conferences and meetings	Jadoo, Melissa	8/10/2017	Meeting Notes, Agendas, Parent Presentations, Parent/Student Handbook	5/25/2018 one-time



Source	Task, Action Step or Monitoring Activity	Who	Start Date (where applicable)	Deliverable or Evidence of Completion	Due Date/End Date
G1.B1.S1.A1  A378060	Communicate the attendance policy to parents and families	Jadoo, Melissa	8/9/2017	Parent/ Student handbook, presentations to parents at events, CMS App, CMS Website	5/25/2018 monthly
G2.B1.S1.MA1  M409376	Monitor student progress in academics and the AVID elective course	Giles, Sandra	8/10/2017	Data chats will be conducted weekly with the students and AVID elective teacher. Students' grades will be monitored with conferences and safety nets implemented, as needed.	5/25/2018 weekly
G3.B1.S1.MA1  M409380	Review classroom activities, lesson plans, classroom observations, progress monitoring data, STAR...	Harrison, Kimberly	8/28/2017	weekly lesson plans, student work samples, assessments, data notebooks for teachers	5/25/2018 weekly
G3.B1.S1.A1  A378064	All teachers will collaborate to expand the writing curriculum to include text-based writing.	Crawford, John	9/25/2017	student work samples, progress monitoring data, formative and summative assessments	5/25/2018 biweekly
G3.B1.S1.A2  A378065	Implement AoW (Articles of the Week) across the content areas to expand student exposure to reading...	Thompson, Paula	8/14/2017	Classroom observations, student work samples, Student choice	5/25/2018 weekly
G3.B2.S1.MA1  M409387	Research based reading strategies used to differentiate instruction	Harrison, Kimberly	8/28/2017	Improved reading scores, STAR Reading Data (monthly for 1st quartile)	5/25/2018 biweekly
G3.B2.S1.MA1  M409388	Research based strategies will be used for differentiated instruction	Harrison, Kimberly	8/28/2017	progress monitoring data, small group instruction, lesson plans, student work samples	5/25/2018 weekly
G3.B2.S1.A1  A378068	Increase reading support for students performing below grade level.	Crawford, John	8/10/2017	Improved reading scores	5/25/2018 weekly
G4.B1.S1.MA1  M409392	USA Test Prep, Math XL, Kahn Academy, assessment data, classroom lesson plans, classroom...	Harrison, Kimberly	8/28/2017	Assessment data results	5/25/2018 biweekly
G4.B1.S1.MA1  M409393	Assessment Data, Classroom lesson plans, and classroom walk-throughs	Harrison, Kimberly	8/21/2017	Progress monitoring, assessment data, lesson plans, deliberate practice, student work samples, observations	5/25/2018 weekly
G4.B1.S1.A1  A378070	Review Assessment Data, Classroom lesson plans, and conduct classroom observations	Spivey, Denise	8/21/2017	Assessment data, Lesson Plans, deliberate practice, student work samples, POM activities, Data tracking	5/25/2018 biweekly
G4.B1.S1.A2  A378071	Data analysis and planning small group instruction	Harrison, Kimberly	7/24/2017	Small group lesson plans, curriculum pacing, spiral reviews, Math Academy (Algebra 1)	5/25/2018 monthly
G4.B1.S1.A3  A378072	Small Group Instructional Strategies	Spivey, Denise	7/24/2017	Assessment results from the	5/25/2018 monthly
G4.B2.S1.MA1  M409394	Review classroom activities, classroom observations	Harrison, Kimberly	8/14/2017	weekly lesson plans, student work samples, assessments	5/25/2018 weekly
G4.B2.S1.MA1  M409395	Review of lesson plans, classroom walk throughs, student work samples	Harrison, Kimberly	8/14/2017	lesson plans, sample student work, weekly lesson plans	5/25/2018 weekly
G4.B2.S1.A1  A378073	All teachers will provide opportunities for practice with the Math Florida Standards Assessment...	Spivey, Denise	8/10/2017	Marzano's Framework, observations data, sample student work	5/25/2018 daily
G4.B3.S1.MA1  M409396	Student data review: STAR MATH, USA TEST PREP, Kahn Academy, MATH XL, Algebra Nation	Harrison, Kimberly	8/21/2017	Student data and classroom observation data.	5/25/2018 biweekly
G4.B3.S1.MA1  M409397	Teachers will observe instruction, plan lessons, and collect data on student achievement and...	Harrison, Kimberly	8/21/2017	Classroom observation data will be collected and analyzed using Marzano's Framework to analyze the use of effect strategy implementation.	5/25/2018 biweekly
G5.B1.S1.MA1  M409399	Analyze data sets and teaching practices to determine effectiveness and make adjustments in...	Harrison, Kimberly	8/21/2017	Science Benchmark Data Review, Lesson Plan Review, Science Project Submissions and Process Review, Classroom Walk-through Data Review	5/25/2018 weekly

Source	Task, Action Step or Monitoring Activity	Who	Start Date (where applicable)	Deliverable or Evidence of Completion	Due Date/End Date
G5.B1.S1.MA1  M409400	Monitor Common Planning Sessions, Lesson Plans, Implementation of WICOR strategies, Assessment...	Harrison, Kimberly	8/28/2017	Weekly Lesson Plan Submissions, Science Projects, Student Data Sets, Classroom walk-through and observation data, IQWST/ Pearson Lesson Implementation	5/25/2018 weekly
G5.B1.S1.A2  A378076	Implement WICOR strategies (AVID) and project based learning tasks	Duncan, Ruth	8/28/2017	Classroom observations and monitor progress monitoring data.	5/25/2018 monthly
G6.B1.S1.MA1  M409402	Review lesson plans, Conduct and gather data from classroom observations, Analyze effectiveness of...	Crawford, John	8/21/2017	Benchmark Assessments Common Lesson for Civics Instruction	5/25/2018 quarterly
G6.B1.S1.MA1  M409403	Review Lesson Plans, Review data from classroom observations, Review student assessment data,...	Crawford, John	8/14/2017	Lesson Plans, Data Sets for Social Studies, Curriculum Maps, Classroom Observation Data	5/25/2018 biweekly
G6.B1.S1.A1  A378077	Lesson plan development, Classroom observations, Assessment data, and District Curriculum Maps	Smith, Pam	8/21/2017	Student data, lesson plans, and classroom observations.	5/25/2018 biweekly
G1.B1.S2.MA1  M409372	Track student attendance for improvements	Harrison, Kimberly	9/18/2017	Student attendance records / Attendance Tune Up & Behavior Check In Sheets	5/25/2018 biweekly
G1.B1.S2.MA1  M409373	Track student attendance weekly and address concerns	Harrison, Kimberly	8/28/2017	Monitor student attendance weekly. Target students with an average of 10% or more days absent.	5/25/2018 biweekly
G1.B1.S2.A1  A378061	Conduct Tier 2 RTI meetings for academics and behavior	Jadoo, Melissa	9/4/2017		5/25/2018 monthly
G2.B1.S2.MA1  M409377	Observations	Harrison, Kimberly	4/30/2018	Career Fair Schedule/ Surveys & Feedback	5/25/2018 one-time
G2.B1.S2.MA1  M409378	Observations/ Feedback from students and presenters	Giles, Sandra	4/30/2018	Surveys (Pre & Post), Career Interest Inventories	5/25/2018 weekly
G3.B1.S2.MA1  M409382	classroom observations and lesson plans	Harrison, Kimberly	8/21/2017	Improved scores on the ELA Writing Assessment	5/25/2018 biweekly
G3.B1.S2.MA1  M409383	classroom observations and lessons plans	Harrison, Kimberly	8/21/2017	classroom observations and lesson plans	5/25/2018 biweekly
G3.B1.S2.A1  A378066	Teachers will used text-based writing strategies in the classroom.	Harrison, Kimberly	8/21/2017	lessons plans, professional development, teacher observation	5/25/2018 every-3-weeks
G3.B2.S2.MA1  M409389	Student growth and progress measured with STAR Reading Assessments	Crawford, John	8/10/2017	Monthly Reports and Data Chat Meetings with teachers and students	5/25/2018 monthly
G3.B2.S2.MA1  M409390	Monitor student data and progress through the DAR assessment		8/18/2017	Monthly reports for student growth/ Data Notebooks	5/25/2018 monthly
G3.B2.S2.A1  A378069	Analyze Reading Data and Plan Small Group Instruction	Harrison, Kimberly	8/21/2017	DAR Data, On Grade Level and At Grade Level Cold Read Data, Fluency Data, Reading Levels	5/25/2018 monthly
G3.B1.S3.MA1  M409386	Progress monitoring tools for fluency, comprehension, and vocabulary will be analyzed to develop...	Crawford, John	8/14/2017	A student data tracking sheet on Google Docs for all student data collections, STAR Reading data, Performance Matters Data, teacher data notebooks, student data tracking sheets, FSA data tracking conference form	5/25/2018 biweekly

## V. Professional Development Opportunities

*Professional development opportunities identified in the SIP as action steps to achieve the school's goals.*

**G1.** Improve school climate and culture by utilizing the PBIS program for academic and behavior support and implement the MTSS process for identifying students with behavior and academic needs.

**G1.B1** Student attendance is not always a priority for students and families.

**G1.B1.S2** Identify and track students with a past history in the 2016-17 school year with a daily attendance rate of <90% to improve the school-wide attendance average.

### PD Opportunity 1

Conduct Tier 2 RTI meetings for academics and behavior

#### Facilitator

Melissa Jadoo/ Holly Hengerer (District)

#### Participants

RTI Tier 2 Team

#### Schedule

Monthly, from 9/4/2017 to 5/25/2018

**G3.** Increase the percentage of students scoring a level 3, 4, or 5 on the ELA Florida Standards Assessments (FSA).

**G3.B1** Students need additional support with composing text-based writing prompts, comparing texts, and citing evidence.

**G3.B1.S1** All ELA teachers will use text-based writing across the curriculum with common writing rubrics and anchor paper samples.

### PD Opportunity 1

All teachers will collaborate to expand the writing curriculum to include text-based writing.

#### Facilitator

Julie Smith, Paula Thompson, John Crawford, Joyce Menz (district and school based professional development)

#### Participants

All ELA and Writing teachers/ Content Based Teachers

#### Schedule

Biweekly, from 9/25/2017 to 5/25/2018

## PD Opportunity 2

Implement AoW (Articles of the Week) across the content areas to expand student exposure to reading and writing across the curriculum.

### Facilitator

Paula Thompson

### Participants

All core academic teachers (ELA/ Science/Math/ Social Studies)

### Schedule

Weekly, from 8/14/2017 to 5/25/2018

**G3.B1.S2** Improve the quality of text-based writing for the ELA Writing Component.

## PD Opportunity 1

Teachers will use text-based writing strategies in the classroom.

### Facilitator

Julie Smith/ ELA Teachers/ District Level PD

### Participants

faculty and staff

### Schedule

Every 3 Weeks, from 8/21/2017 to 5/25/2018

**G3.B1.S3** Improve students' reading proficiency by focusing on fluency, comprehension, vocabulary, and phonics. phonemic awareness, if needed.

## PD Opportunity 1

Analyze student reading data to identify students needing additional support in reading.

### Facilitator

Julie Smith, Reading Coach

### Participants

Para-professionals/ Reading Teachers

### Schedule

Quarterly, from 6/8/2017 to 3/26/2018

**G3.B2** Some students are reading below grade level and need additional practice and support with the ELA Florida Standards Assessment question types (open response, multiple choice, two part questions, selective response, highlighting text).

**G3.B2.S1** Teachers will use research-based instructional strategies and utilize programs that provide differentiated instruction for all students. WICOR strategies will be utilized in the ELA classrooms.

### **PD Opportunity 1**

Increase reading support for students performing below grade level.

#### **Facilitator**

Julie Smith, K-8 Reading Initiative Meetings

#### **Participants**

All Reading Teachers

#### **Schedule**

Weekly, from 8/10/2017 to 5/25/2018

**G3.B2.S2** Students identified in the first quartile will receive intense reading instruction through the K-8 Reading Initiative.

### **PD Opportunity 1**

Analyze Reading Data and Plan Small Group Instruction

#### **Facilitator**

Julie Smith & John Crawford / District Reading Professional Development

#### **Participants**

Reading Teachers, ELA Teachers, and Support Teachers

#### **Schedule**

Monthly, from 8/21/2017 to 5/25/2018

**G4.** Increase the percentage of students scoring a level 3, 4, or 5 on the Florida Standards Assessment (FSA) for Math and at a level 3, 4, or 5 on the Algebra 1 EOC.

**G4.B1** Students may fail to see the connection between classroom activities and real-world math applications.

**G4.B1.S1** Teachers will apply mathematical concepts to problems arising in everyday life, society, and the workplace so that students will see the relevance and connection. A POM (Problem of the Month) activity will be given to teachers to implement in the classroom every four weeks for math. These problems will require critical thinking and multiple solutions. Teachers will also utilize performance tasks from USA Test Prep to progress monitor students' understanding and mastery level of math standards.

### **PD Opportunity 1**

Review Assessment Data, Classroom lesson plans, and conduct classroom observations

#### **Facilitator**

Denise Spivey

#### **Participants**

Math Teachers

#### **Schedule**

Biweekly, from 8/21/2017 to 5/25/2018

### **PD Opportunity 2**

Data analysis and planning small group instruction

#### **Facilitator**

Denise Spivey and Kimberly Harrison, District Level Support

#### **Participants**

Math Teachers

#### **Schedule**

Monthly, from 7/24/2017 to 5/25/2018

### PD Opportunity 3

Small Group Instructional Strategies

#### Facilitator

Denise Spivey, District and School Based Trainings for Developing Spiral Reviews & Math Academy (ALG 1)

#### Participants

All Math Teachers

#### Schedule

Monthly, from 7/24/2017 to 5/25/2018

**G4.B2** Students may need additional exposure to question types with the FSA assessment. (Equation response - Graphic response - Multiple-choice response - Multi-select response - Selecting responses - Simulation response)

**G4.B2.S1** Teachers will provide opportunities for practice with all types of questions on the Florida Standards Assessment (equation response, Graphic response, multiple-choice response, multi-select response, and simulation responses)

### PD Opportunity 1

All teachers will provide opportunities for practice with the Math Florida Standards Assessment question types

#### Facilitator

Grade Level Planning Leaders/ Denise Spivey

#### Participants

Math Teachers

#### Schedule

Daily, from 8/10/2017 to 5/25/2018

**G4.B3** Math teachers need additional support with planning for instruction.

**G4.B3.S1** Teachers will need training and computer technology support to implement new programs for progress monitoring math instruction.

**PD Opportunity 1**

Master schedule designed to allow for collaborative planning and data analysis

**Facilitator**

Kimberly Harrison

**Participants**

All Math Teachers

**Schedule**

Weekly, from 8/14/2017 to 5/18/2018

**G5.** Increase the percentage of students scoring a level 3, 4, or 5 on the FCAT Science Assessment.

**G5.B1** Scientific thinking at higher levels and problem solving may be difficult for students. Implementation of the IQWST curriculum and Pearson curriculum school-wide will increase the need for additional supplies and materials.

**G5.B1.S1** Increasing opportunities for science teachers to collaborate through lesson planning, analyzing assessment data, adapting instructional practices to expand critical thinking and problem solving, and observing classroom instruction will provide support in instructional delivery and improve student achievement.

**PD Opportunity 1**

Review lesson plans, assessment data, and conduct classroom observations and focus walks

**Facilitator**

Ruth Duncan & Monica Wright

**Participants**

All Science Teachers

**Schedule**

Monthly, from 8/14/2017 to 5/24/2018



## PD Opportunity 2

Implement WICOR strategies (AVID) and project based learning tasks

### Facilitator

AVID Team Leads/ Ruth Duncan

### Participants

All Science Teachers

### Schedule

Monthly, from 8/28/2017 to 5/25/2018

**G6.** Increase the percentage of students scoring a level 3, 4, or 5 on the Civics EOC Assessment.

**G6.B1** Social studies text materials are newly adopted this school year and teachers need time to commonly plan and share resources.

**G6.B1.S1** Teachers will work within the school district and school to design a curriculum and pacing guide to adequately cover all social studies standards and support instruction in reading and writing.

## PD Opportunity 1

Lesson plan development, Classroom observations, Assessment data, and District Curriculum Maps

### Facilitator

Pam Smith/ John Crawford

### Participants

All Social Studies Teachers

### Schedule

Biweekly, from 8/21/2017 to 5/25/2018

## VI. Technical Assistance Items

Technical Assistance opportunities identified in the SIP as action steps to achieve the school's goals.

**G1.** Improve school climate and culture by utilizing the PBIS program for academic and behavior support and implement the MTSS process for identifying students with behavior and academic needs.

**G1.B1** Student attendance is not always a priority for students and families.

**G1.B1.S1** Communicate the importance of attending school and educate parents on the attendance policy for middle school.

### TA Opportunity 1

Communicate the attendance policy to parents and families

#### Facilitator

PBIS Team

#### Participants

Parents and families of students

#### Schedule

Monthly, from 8/9/2017 to 5/25/2018

## VII. Budget

1	G1.B1.S1.A1	Communicate the attendance policy to parents and families				\$5,000.00
	Function	Object	Budget Focus	Funding Source	FTE	2017-18
	0000	130-Other Certified Instructional Personnel	0131 - Callahan Middle School	General Fund		\$5,000.00
			Notes: School-wide Fundraiser/ Coupon Books to Support prizes and incentives through PBIS / Students earn PRIDE tickets and can Spin the Wheel or play Plinko			
2	G1.B1.S2.A1	Conduct Tier 2 RTI meetings for academics and behavior				\$0.00
3	G2.B1.S1.A1	Identify and enroll selected students in the AVID elective course (Increase from three AVID elective classes to six AVID elective classes.)				\$0.00
4	G2.B1.S2.A1	CMS College and Career Fair for 8th graders				\$0.00
5	G3.B1.S1.A1	All teachers will collaborate to expand the writing curriculum to include text-based writing.				\$0.00
6	G3.B1.S1.A2	Implement AoW (Articles of the Week) across the content areas to expand student exposure to reading and writing across the curriculum.				\$0.00
7	G3.B1.S2.A1	Teachers will used text-based writing strategies in the classroom.				\$0.00
8	G3.B1.S3.A1	Analyze student reading data to identify students needing additional support in reading.				\$0.00

Nassau - 0131 - Callahan Middle School - 2017-18 SIP  
Callahan Middle School

9	G3.B2.S1.A1	Increase reading support for students performing below grade level.				\$0.00
10	G3.B2.S2.A1	Analyze Reading Data and Plan Small Group Instruction				\$0.00
11	G4.B1.S1.A1	Review Assessment Data, Classroom lesson plans, and conduct classroom observations				\$0.00
12	G4.B1.S1.A2	Data analysis and planning small group instruction				\$0.00
13	G4.B1.S1.A3	Small Group Instructional Strategies				\$0.00
14	G4.B2.S1.A1	All teachers will provide opportunities for practice with the Math Florida Standards Assessment question types				\$0.00
15	G4.B3.S1.A1	Master schedule designed to allow for collaborative planning and data analysis				\$0.00
16	G5.B1.S1.A1	Review lesson plans, assessment data, and conduct classroom observations and focus walks				\$450.00
	Function	Object	Budget Focus	Funding Source	FTE	2017-18
			District-Wide	General Fund		\$450.00
			<i>Notes: Science Supplies and Materials for Labs and Science Fair</i>			
17	G5.B1.S1.A2	Implement WICOR strategies (AVID) and project based learning tasks				\$0.00
18	G6.B1.S1.A1	Lesson plan development, Classroom observations, Assessment data, and District Curriculum Maps				\$1,000.00
	Function	Object	Budget Focus	Funding Source	FTE	2017-18
			0131 - Callahan Middle School	School Improvement Funds		\$1,000.00
			<i>Notes: Resource Text to support Civics Instruction</i>			
					<b>Total:</b>	<b>\$6,450.00</b>